

# T.A.M.R. Hotbox




March 1994

President—Brent Johnson

Issue #291

Editor—A.A. Marcavitch

The Official Publication of the Teen Association Of Model Railroaders  
Welcome to the *Condiment Issue* ; If we don't *ketchup* with our issues, we  
won't pass the *mustard*, and the president won't *relish* that idea!




Bo Wants YOU for  
the TAMR!

# Guess What? The TAMR Convention is coming up soon!

---

In Dayton, Ohio, the birthplace of flight, the Teen Association of Model Railroaders is holding their convention. On *June 24, 25, 26* of this year we will have this great event! With all kinds of modelers!

Please make sure that  
you attend this great  
event! Plan Now!



## We hope to see you there!

*Don't forget. June 24, 25, 26 of 1994  
in Dayton, Ohio! Set your clocks for it!*

**Spring has arrived!**

**Happy St. Patrick's Day!**

**--In This Issue--**

<b>TAMR Information.....</b>	<b>4</b>
<b>Easy Weathering.....</b>	<b>5</b>
<b>Promotion Contest Prizes!.....</b>	<b>7</b>
<b>Building a Layout on a Shoestring Budget.....</b>	<b>8</b>
<b>Getting Sidetracked.....</b>	<b>9</b>

**--Article of the Month--**

<b>Book Review.....</b>	<b>6</b>
-------------------------	----------

**Front Cover: (pic 1) Steam engine 611 pulls a passenger train. Wilmore, KY on July 23, 1993.(courtesy Matthew Schwerin)(pic 2)Columbus & Greenville Ry. Baldwin DRS6-4-1500 #601. Americas first 1500 hp hood unit, built 1942. Columbus, MS on July 20, 1993.(courtesy Curtis Tate)**

Addresses			General Info		
<b>President:</b> Brent Johnson 530 W. Alex Bell Rd. Centerville, OH 45459	<b>Secretary:</b> Matt Schwesin 218 South Walnut st Wilmore, KY 40390	<b>Editor:</b> Aaron A. Marcavitch 275 Congo Ave. Waynesburg, PA 15370	<i>The Hotbox</i> is the official publication of the Teen Association of Model Railroaders, a non-profit organization created to promote, stimulate, foster, and encourage among youth and young persons, the hobby of model railroading, the activity of railfanning, and the preservation of the history, sciences, and technology thereof.	<b>Typing--</b> Typing is not required as everything is entered in a computer.	<b>Photos--</b> Black and white are the best, but color is fine. Just remember they don't come out as well. Photos take in low light don't come out as well, either. Also have good contrast. Please send good captioning. It should include location, date, and other needed material.
<b>Auditor:</b> Eric Boone 7258 Walnut Ave. Jenison, MI 49428	<b>Treasurer:</b> Brad Beaubien 1508 Harrington Loop Sgt. Bluff, IA 51054	<b>First Fin:</b> John Reichel 1800 E. 38th St Oakland, CA 94602		Typing will save the Editors eyes, so please do so when ever possible.	
<b>Can/Int. Reg. Rep:</b> Mike Yan 6127-137th Ave. Edmonton, Alberta Canada T5A 0P2	<b>Northeast Reg. Rep:</b> Mike Thideman 312 Adams Rd. Greenfield, MA 01301	<b>Central Reg. Rep:</b> No Current Representative	<i>The Hotbox</i> is issued monthly, twelve times per year, along with the TAMR Directory of Members in May.	Artwork-- All drawings and art are preferred to be done in black ink, but is not required. Please send two copies	<b>Fiction--</b> Anything interesting is fine. Just make sure it pertains to railroading in general. Poems, short story, or anything. Keep short stories to 500 words (two pages, double space) approx.
<b>Southern Reg. Rep:</b> Stefania Greenwood 2808 Lakewood Trms Birmingham, AL 35242	<b>Western Reg. Rep:</b> Chris Harrison P.O. Box 1107 Fresno, CA 93805	<b>Shortline Dept:</b> Aaron A. Marcavitch 275 Congo Ave. Waynesburg, PA 15370			
<b>TAMR Adviser:</b> John Rossi III 6 Beach Ct. College Point, NY 11356	<b>Promotion Dept:</b> Chris Wagner 616 S. Ashland LaGrange, IL 60525	<b>Contributing Editor:</b> John Fager 20 Colonial Dr. Waynesburg, PA 15370	<b>Style, Content--</b> Your own writing style is fine with us, you are among friends. Do you have grammar trouble? Let the editor worry about that. The idea of what you write are what is important.. As for content,		

we accept almost anything on model railroading. Layouts, modeling, painting, electronics, scenery, prototype, and even fiction, poetry, etc. Just make it fairly interesting to most the readers.

Please address all renewals, membership applications, and address changes to the TAMR Treasurer.

**TAMR Membership:**  
Membership in the TAMR includes a subscription to the association's magazine, *The Hotbox*, the May mailing of the TAMR Directory of Members, and a quarterly regional newsletter, as well as an invitation to participate

in all TAMR events.  
The following categories of membership are available:  
Regular( 21 and under)-\$15.00  
Associate(21 and up)-\$18.00  
Overseas(Out of N. Am.)-\$20.00  
Sustaining(Reg. or Assoc.)-\$20.00

## TAMR Information

By TAMR President, Brent Johnson

The TAMR Board of Directors over the past year or more have revising the TAMR Constitution. One of the big changes is in Article 6-Election of Officers. Elections will now be held in the month of November and all offices will come up for election every two years, with the exception of the secretary, editor, and the archivist, who shall be a lifetime member.

The directory will now be produced at a different time than done previously. It will now be mailed at the beginning of every year. The editor will produce a directory supplement in late spring/early summer to account for the time difference from last years directory.


In other news, the Central Region is in need of a representative. The job requirements for rep: Oversee all activities of the region and to report to Congress on regional proceedings. To produce a quarterly newsletter for region members and to submit all financial record and receipts from the production of the newsletter to the Treasurer. To organize regional fund raising activities and to actively participate in Congress. Please write me a letter why you would like to be representative.

What if the TAMR held a convention and a lot of people came? And what if the TAMR held a convention and nobody came? I'm afraid far to often the latter side of the coin happens. The 1994 TAMR National Convention will be an excellent opportunity for TAMR members to meet one another and to learn more about the hobby of model railroading. By attending the convention you will have the opportunity to operate on a home layout of a Dayton area NMRA member. Clinics will be held by well known model railroaders such as Allen McClelland, MMR and Bob Fink, MMR. You will also have the chance to visit Allen McClelland's famed Virginian and Ohio layout among other fine railroads. Try your hand at switching a 20' by 30' switching layout located at the convention site. There is much, much more to do. Do not miss the convention. Mail in your registration today!

---

The ideal TAMR convention site? The local circus? OR is it the Editor's home layout?

Will we ever know? Write the Editor if you know what this is, and where it is. And who's layout is it anyway?



# EASY WEATHERING, PT 2

BY JOHN REICHEL

## BOXCAR ROOFS

If you watch a train from an overpass, you can see that most boxcar roofs are not painted, they're unpainted galvanized metal. A little "overspray" often get onto the roof when the sides and ends of the boxcar are spray-painted.

Although some model boxcar roofs are painted aluminum or silver, to look like galvanized metal, many are the same color as the body.

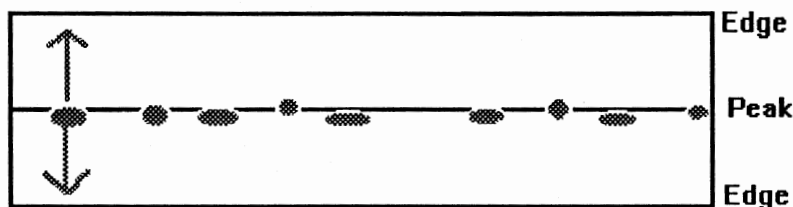
My favorite method for simulating a galvanized boxcar roof is this: dab a little silver paint every quarter inch or so along the peak of the roof. Wipe most of the paint off the brush. (*You can use a paint marker instead of a brush if you want, but make sure it's a little on the dry side. An old paint marker is best for this purpose.*) Then, very irregularly, streak the paint from the peak toward the edge of the roof. Don't let the silver get all the way to the edge because you want it to look like there's overspray. The middle of the roof should be silver, with less and less as you get close to the edge. (See illustration.)

The next step is also good for cars that come with a silver roof. Dip a brush into the Rustall [Ed. see last issue] and spread it liberally all over the car, concentrating on the roof ribs and other areas that would collect moisture. Then, spread some Blackwash around, and maybe some more Rustall until it looks like a real Grungefest. Congratulations! You've "ruined" a new looking car and made it look like it's traveled millions of miles.

The weathering set also includes Dust and Dead Flat, but I haven't yet mastered their use.


---

Put dots of paint along the peak, then streak towards edges



BOXCAR ROOF (top view)

The silver paint should be heaviest toward the peak



Pounded out monthly on a typewriter by Bo the Mascot it's,  
*The Article of the Month!*

Now we here at the Hotbox do proudly present a new member and writer (at the same time no less!), Christiane Britton. From the great state of Pennsylvania (personal bias), she writes about my two favorite subjects: reading and railroads.

---

**222 Tips For Building Model Railroad Structures**  
by Dave Frary

This book published by Kalmbach is one of the most thorough when it comes to tips on building structures for model railroads. It has chapters on tools, metal casting, wood, plaster and plastic. It also gives some information on adhesives and detailing.

The author, Dave Frary, has been modeling for almost 35 years. He is known for his articles and photos that have appeared in various magazines, such as Model Railroader and Railmodel Craftsman. Dave is now working on his seventh layout based on the Maine seacoast.

A few tips from this book;

- Think of your models in terms of the scenes they will be part of, not as individual buildings.
- Don't use the same

technique on everything.  
-Weather everything.  
-Try to capture the flavor of the structure and it's surroundings.  
*copyright 1992*

**The ABC's of Model Railroading**  
By Model Railroader

This is another book put out by Kalmbach, and is good for the beginner modeler. There are 24 chapters dedicated to helping you make your model railroad better. It includes chapters on track planning, wiring, turnouts, painting, and benchwork.

This book helps any level modeler with providing useful information. Let's look at the first chapter, Getting started in model railroading.

The first chapter begins by answering some of the most asked questions from beginners. It goes into detail on each scale and the ratio, and

standard track gauge information. It then gives recommendations to what type of railroad to model, track plans, couplers, and locomotives.  
*copyright 1978*

**N Scale Track Plans**  
By Model Railroader

Another book from Kalmbach that deals with beginner layouts. It has chapters dedicated to N scale track information, prototypical track planning, and available N scale trackage. It also has a huge section divided into sections with track plans with out switches, with crossings and overpasses, one switch through railroads with three and four switches. There are also two large sections on large and permanent railroads.

This book is great for the beginner N-Scaler. It gives you some easy, basic layouts to practice on.

*copyright 1989*

# Promotion Contest Prizes!

*Provided by TAMR Secretary in cooperation with the Promotion Dept.*

This is the list of prizes for the Promotion Contest.

## For one Member

One HO Scale Athearn Freight Car (Up to 5.00 Value)

One N Scale Atlas or Con-Cor Freight Car

One Package of Atlas (HO or N Scale) Trackage

## For two Members

Two HO Scale Athearn Freight Cars

Two N Scale Atlas or Con-Cor Freight Cars

One HO Athearn Passenger Car

One N Scale Con-Cor Passenger Car

One All purpose maintenance kit (Includes track cleaner, oil, and grease gun, etc...)

## For three Members

Three Athearn Freight Cars

Three N-Scale Atlas or Con-Cor Freight Cars

One (HO or N Scale) Building Kits

One Package of Assorted Scenery Products

One (HO or N-Scale) Atlas Turnout (Auto)

## For four Member

One Athearn Locomotive (HO Scale) (Includes F7, GP9, GP35, SD9, FP45, SD45, SW7, V-Boats)

One N-Scale Life Like Locomotive (GP-38-2, F7, F40PH)

## For five Members

One Athearn Locomotive (HO Scale) (Includes GP38-2, GP40-2, GP50, SW-1500, SW-1000, FM Trainmaster, PA-1, SD40-2, SD40T-2)

One N Scale Life Like Proto-2000 Locomotive (FA-2, GP-18)

One Cornerstone Series Building Kit (HO or N Scale)

## For six Members

One HO Scale Proto 2000 Locomotive (FA-2, GP18)

One IHC Steam Locomotive (Mikado or Pacific Type)

One Rivarossi E8A and A dummy unit (HO Scale)

One Spectrum Locomotive (GE 70 Ton Switcher, EMD GP-30 Diesel)

Grand Prize (For person who recruits the most members)

Rivarossi E8A and A dummy unit with 8 matching passenger cars (\$200 value!)

For more info contact TAMR secretary, Matt Schwerin 1-606-858-4426. For Special O-Scale and G gauge list. All items are your choice roadnames, if in stock. Special thanks to Nostalgia Station of Versailles, KY.



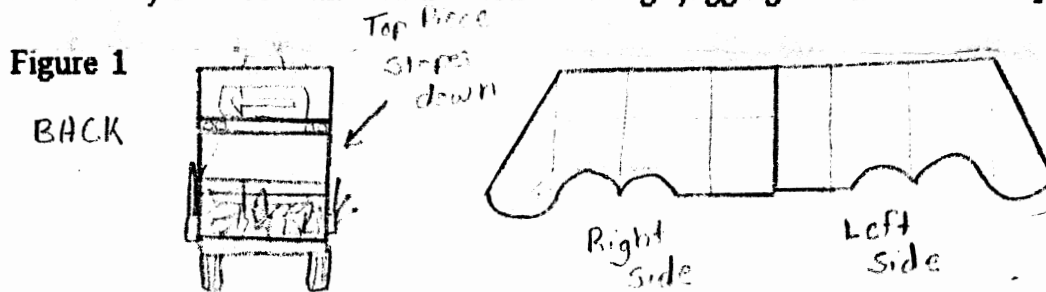
## Building A Layout on A Shoestring Budget

### Conducted by: Peter Maurath

This month we'll build a very important part of city life. Because without this we would be in a real mess, literally. If you don't know yet it is the Garbage Truck. This vehicle is common in city and rural life. I mean somebody has to take the trash out (Yakity, yak don't talk back). Like that famous saying goes "It's a dirty job, but somebody has to haul it to the landfill." Now of course you could go through a specialty company and pay through the nose (ahchoo) to get on of these refuse hauling beauties. But I (ego trip) have developed a pattern for a truck and with some work you you can have a dead-ringer of a truck.

First all you need is the front portion of a semi or a cab with wheels. Then you cut out the back end from the patten in figure one. Afterwards you assemble the pieces on the back of the tractor. You can add some grid patterns on the sides to add to the realism. After you've painted the assembly the color of your choice, you can add detail parts like rubbage sticking out and signs and also levers and switches.

For next time we'll kitbash and build the world's slowest moving observation car. [Ed. Now all we need for this months model is rudely awakened people as the truck rumbles by at 6:00 a.m. and the hoard of dogs jogging behind the truck.]




---

And now, I hold in my right hand this month's Top 7.  
 Top 7 Reasons the Clintons Prefer *Whitewater* Rafting Over Railroading  
 From the Home Office in Sgt. Bluff, Iowa

7. Can't carry Mc Donald's food aboard train.
6. Harder to jog in tight shorts on train that while camping along river.
5. Less likely to come in contact with Presidential brother Roger.
4. White House Aide Stephanapolous is whitewater nuts!
3. Amtrak dining car doesn't serve chicken from Arkansas.
2. Easier to *cover up* a raft than a train.


And the number one answer why the Clintons Prefer *Whitewater* Rafting Over Railroading;

Hilary doesn't like railroading!

Thanks to Brad Beaubien, The TAMR Treasurer! Look for more top sevens soon!



GETTING



SIDETRACKED

Not that I wanted to get sidetracked, but.....

Hello for now this the third time. This issue was intended to be an interim issue, small with very few articles. But, it has become a normal issue. NOW the question is, do we have anyone with layout designs? CAN they send them by April 15? IS it possible to have the *Hotbox* come out in it's right month?

But, hey this is getting fun. People are sending articles, artwork, and photos. Great job to all!

#### **NEXT MONTH**

Next month we will try for a layout design issue. At date I have very (none) few layouts. Help! Just a drawing, and a short paragraph

about the layout. SOS will try and appear with one of its own layout designs.

#### **MASCOT**

Gee, thanks to Ole Bye. Bo is flattered for the cartoon. Now to all you others, see how easy it is? Bo is a yellow lab retriever.

#### **HEADER**

This months header was drawn by Curtis Tate. Thanks!

Headers do not have to be for GS, they can be for any column. "Building a layout..." would look nice with one.

#### **WRECKS**

I have received some photos of wreckage. By June or July, at this rate, I should be able to

prepare a State of Railing. Even better, in December, after the election, would be a great time.

#### **FICTION**

John is desperate for fiction. Fiction is not hard. Poems, etc. Most of us model fictitious layouts, so make up a history of your town, railroad, people.

#### **DEADLINE**

Don't forget, from now on the deadline is the 15 of every month.

#### **GRAPHICS**

I'm still looking for computer type graphics. Print out your favorite and send it to me.


#### **AOTM**

Any neat opening lines to the AOTM would be great!

#### **LAST MONTH**

You may have gotten you issue in an envelope. That will not happen again, a little expensive.

I hope I didn't get too sidetracked.....See you.



15370  
Waynesburg, PA  
275 Crago Ave

## *Get Sidetracked,* with TAMR and the Hotbox!

We bring the best of the Model Railroading world for teens!

Layouts, modeling, painting, building, history, fiction, and more can all be yours with TAMR and the Hotbox!

Pull up your favorite chair and read about railroading from tomorrow's model railroaders.

Make it happen with *Teen Association of Model Railroaders!*

Happy Railing,

*Aaron A. Marcavitch*  
Editor-In-Chief,  
A.A. Marcavitch

