

HOTBOX

ISSUE # 254

JULY, 1990

\$.83



"All The News That Fits, We Print"

Teen Association of Model Railroading
TAMR
c/o John Reichel
288 Whitmore St. Apt. #201
Oakland, CA 94611

Editor.....John Rossi
Publisher.....John Rossi
TAMR Advisor.....John Reichel

Associate Editors
Randy Broadwater Newton Venzina
Robert Watkins Phil Michaels

Graphic Artists
Peter Schierloh John Rimmach

Contributing Editors
Stephrn Ball John Reichel
Mike Yan John Rossi

CONVENTION NEWS BULLETIN!!

The annual NMRA convention will be held July 29-August 5 in Pittsburgh, PA. We know it is short notice, but why don't you try to attend so you can meet some of your fellow TAMR members. Bring your favorite models to enter in a contest! A prize is being donated by a TAMR member. Write to:

Pittsburgh Limited 1990
PO Box 15235
Pittsburgh, PA 15235

Or call: (412)-795-7668

Point Park College may still have rooms available for only \$15 a night for TAMR members who are 18 or older. Contact:

Janet Evans
Director
Office of Residential Life
Point Park College
Pittsburgh, PA 15222

See you there!

THIS ISSUE IS DEDICATED TO THE YEARS OF PATIENCE, AND ENDURANCE THAT LONE EAGLE PAYNE SERVED AS THE TAMR PIVOT PIN.

TRAIN ORDERS (Editorial)

This is the start of a real informative editorial series. The information will come from the 17th Edition of the RAILROAD QUIZ.

First of all, a railroad, as it is known today, is the right-of-way containing a double band of steel rail fixed to the ground on ties for the use of locomotives and cars to carry goods and people from one point to another. A railroad is also people - more than 300,000 in the United States - working toward a common goal: The movement of freight and passengers in the most efficient manner possible. A railroad is also buildings and yards where people work and where rolling stock and motive power are serviced and stored.

In 1984, there were 28 individual Class I line-haul railroads (excluding Amtrak), 18 Class II line-haul railroads, and some 400 Class III line-haul railroads and switching and terminal companies.

BILL OF LADING

TRAIN ORDERS.....page 2
PRODUCT REVIEW.....page 3
Feature Article--
CN Downt Falls-2.....page 5
Editor's Addresses.....page 7

**Product Review;
Con-Cor Material Handling Car
(Mail and Express Car)
by John Reichel**

Con-Cor's new HO Material Handling Car (MHC), or Mail and Express Car, is finally here! Now Amtrak fans can complete their consists. One or two cars, which carry mail and baggage, can be found behind the locomotives and in front of the conventional baggage cars of most Amtrak trains, but until now they were difficult to come by in the model railroad world. A brass model has been available at, of course, a high price, and the weight of brass cars limits the length of trains.

At first glance, kitbashing an MHC from a boxcar looks easy. However, MHCs are longer, lower, and skinnier, with a different type of roof. Model Railroader had an excellent article about scratchbuilding an MHC, but a lot of work was involved even if the complicated underframe details were omitted. Thanks, Con-Cor, for saving Amtrak fans a great deal of labor! (If you don't have Amtrak on your layout, you can paint some for the Manufacturers Railway Company of St Louis, which owns similar cars).

Like Con-Cor's boxcar kits, all parts fit together easily, and assembly takes only a few minutes. Dimensions are accurate, detailing is good, and the Phase III striping is well applied. Strangely, the truck screws included in my kit were the wrong size, so I used the control panel mounting screws that come with Atlas electrical components. Kadee #5 couplers are easily installed in the underframe, but I carved some of the frame away so I could use the Kadee boxes.

Some of you with long, heavy passenger trains may find that the MHC needs a little extra weight to prevent derailments. I'm considering weighing mine down by making it into a Head End Power car with batteries for lighting the entire train. At the moment, my passenger car lights take power from the track, with resultant loss of power to the locomotive as well as flickering. I plan to run two bus wires through each car, connected by Scale Shops micro connectors, solving both problems at once.

The MHC is available singly, at \$11.98, or in packs of three cars with different numbers. Future runs should include additional numbers. These cars are selling fast, so if you model Amtrak in the contemporary era, you'd better get one right away.

[Have a favorite product that you would like to tell others about? Why don't you write a product review and send to us here at the HOTBOX, or send us a few paragraphs describing your modeling interests. Tell us about the railroads in your area. And send us a picture(B/W) to run with your article if you have one.]

PRODUCT REVIEW:

MONOGRAM "MINI-EXACTS"
HO AUTOMOBILES

by Mike Yan
Edmonton, Alberta, Canada

When there are railroads, there are cities, and where there are cities, there are automobiles. Anyone who has streets on their model railroad has probably tried to find accurately scaled and detailed cars to make their cities more realistic. Well, HO scale cars have been available, but the cheaper ones look like blocks of LEGO® and some of the nicely detailed ones cost double my weekly allowance! But finally, I have found a series of HO scale cars that are reasonably priced and look good, too.


The cars are made by Monogram and are called Mini Exacts. I bought the Ferrari Testarossa (#2014) and the Ford Thunderbird (#2032). Both have excellent interior and exterior detail, as well as underside details. And what's more, the price is an amazingly low \$2.49 (Canadian), or a pack of three for \$6.99! Also available in the series are the Pontiac Grand Prix SE, the Corvette ZR-1, and the Lamborghini Countach, to name a few.

So, if your city streets and parking lots are bare, I'd highly recommend these beautiful and inexpensive offerings from Monogram.

INEXPENSIVE
SCALE AND LAYOUT DRAWINGS

By Stephen Ball

If you are taking Industrial Technology this year, you are in luck. Usually at the beginning of the course, a brief introduction on drafting is given, including scale drawings. This can be used to your advantage if your instructor will let you stay after school and use the drafting equipment. Computers have been major inroads in drafting, and therefore, also in school drafting courses. This equipment can also be utilized, especially if your school uses the CADDRAW (Caddraw Computer Drafting Systems) line of software. This particular software package has an entire section devoted to railroads. I found this useful in the planning of my railroads. Even though you may have to clean up the shop once in a while to get this privilege, it is well worth it.



CN'S DOWNT FALLS AND MIDLUVNOWARE - PART TWO
By Mike Yan

Hi Again! In this issue, I will be concluding with a look at the DF&M's motive power and, rolling stock.

MOTIVE POWER

Motive power on the DF&M consists of a Bachman GP-40, a Pemco F-9, an Athearn F-7, and a kitbashed SW-1200RS. All four locomotives are painted and lettered for the CN. The F-9 is used in passenger consists, and the others are used for freight consists. The custom painted SW-1200RS was kitbashed using an Athearn SW-1500 and a Juneco conversion kit. CN had 16 GP-40's, numbered 4002-4017. Bachman's CN GP-40 is numbered 5075, so I renumbered it to 4011, with Cham Decals EH-190 set.

You will not find any fancy brass, or scratchbuilt locomotives on my layout. If the locomotives run and look reasonably good, that is good enough for me

ROLLING STOCK


There are fifteen cars in regular freight service on the DF&M. These range from ready to run Bachman and Life-Like cars to Model Die Cast kits, and a scratchbuilt caboose (See Jan., 1990 HOTBOX).

My maintenance of way cars consist of a gondola, crane car, and a CN Transfer caboose which was scratchbuilt (See Model Railroader, Feb., 1985).


I also have four CN Harriman passenger cars from Roundhouse in passenger service.

That wraps up our tour of CN's DF&M Division. I hope you enjoyed the tour. If you have any question, or just want to say hi, please write to:


Mike Yan
6127-137 Ave.
Edmonton, Alberta, Canada
T5A 0P2



CN Extra 1267 south arrives in Downt Falls



This shot from downtown Downt Falls shows some of the structures, the MOW cars, and the Downt Falls yard.



A view of the Downt Falls yard showing GP-40 4011 and some of the rolling stock.

EDITOR'S ADDRESSES

John Rossi
HOTBOX Editor
6 Beech Court
College Point, NY 11356

John Reichel
TAMR Advisor
288 Whitmore St., Apt #201
Oakland, CA 94611

Randy Broadwater
Associate Editor
519 Cricket Lane
Hockessin, DE 19707

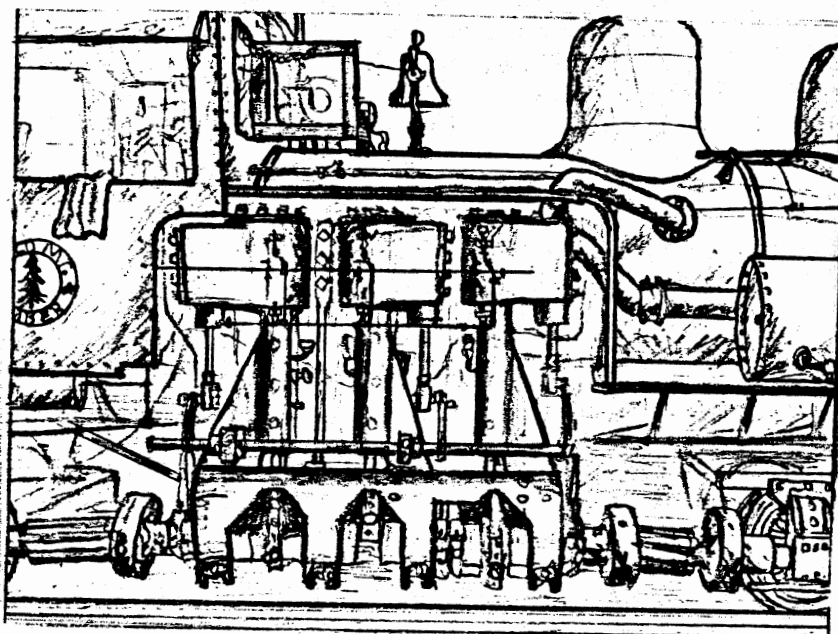
Newton Venzina
Associate Editor
54 Boardman Lane
S. Attleboro, MA 02703

Robert Watkins
Shortline Railroads Dept.
3221 Princeton Rd.
W. Columbia, SC 29169


Phil Michaels
Locomotive News Dept.
522 S. Tompkins
Howell, MI 48843

Peter Schierloh
Graphic Dept.
22463 Edison
Dearborn, MI 48124

John Rimmasch
Graphic Dept.
755 Morning Dew Drive
Murray, UT 84123



Detail of Gold Mt. Lumber's Shay #5



Ladies & Gentlemen,

Included below are the results of the 1990 TAMR election. Upon receipt of this letter, all newly elected officers are to take their positions. Out going officers should forward all the Materials necessary for the conduction of their office to the newly elected officer as soon as possible. Here are the results!!

PRESIDENT	Total Cast	33
Matt Heinman (IL)	30	
Andrew Grosvenor ()	1	Write-in
Peter Schierloh (KY)	1	Write-in

There was one write in vote for Matt Heinman which has been included in his total received.

CENTRAL REGION REPRESENTATIVE	Total Cast	10
Peter Schierloh (KY)	9	

WESTERN REGION REPRESENTATIVE	Total Cast	6
Brett Lucas (CA)	6	

I declare that Matt Heinman is elected as President.

I declare that Peter Schierloh is elected as Central Region Representative.

I declare that Brett Lucas is elected as Western Region Representative.

I attest that these results are true and accurate

Beth Wolstenholme
Beth Wolstenholme
TAMR Auditor

NOTE: A total of 35% of the election ballots were returned.

ELECTIONS

It's election time again! The offices up for election are those of the Auditor, Treasurer, Canadian Region Representative, Northern Region Representative and Southern Region Representative. The first step in the election procedure is the nominations. Any TAMR member under 21 years of age may be nominated for the President's job. Any member under 21 years of age and residing within the geographical boundaries of a region holding an election for regional representative may be nominated for that position. Please print the name and state of each member nominated for office.

Beth Wolstenholme, TAMR Auditor

I nominate _____ for the office of
Auditor

I nominate _____ for the office of
Treasurer

I nominate _____ for the office of
Canadian Region Representative

I nominate _____ for the office of
Northern Region Representative

I nominate _____ for the office of
Southern Region Representative

(optional) Signature of Member

Please return this form to the person listed below by the deadline stipulated. Please allow time for delivery by the "U.S. ~~m~~ail" service.

DEADLINE:

August 1, 1990

TO: BETH WOLSTENHOLME
NOMINATIONS
TAMR AUDITOR
2 HANOVER ROAD
MARLTON, NJ 08053

SUBMITTING TO TAMR HOTBOX
+++++

STYLE, CONTENT--Your own writing style is fine with us; remember, you are among friends. Grammar trouble? Let the editors worry about that. The ideas are what is important. As for content, we will accept anything on modeling, painting, scenery, electronics, layouts, and the prototype. Make sure the subject will be interesting to most readers.

TYPING--Although typing is not required, it will save the eyes of the editors. HOTBOX columns are 35 spaces wide, for two columns on a page. If you cannot type your article, print it (double-spaced) on lined paper.

ARTWORK--Must be in BLACK INK ONLY (pen or fine-tip marker; no pencil). If you require drawings to accompany your article, they can be done by our Graphic Artists from your detailed sketches. Please include a scale measure for scale drawings.

PHOTOGRAPHS--BLACK & WHITE ONLY, glossy finish, no larger than 4" x 5", no smaller than 2" x 2" or 3" x 5". All photos must be accompanied by caption material, especially cover material.

1990 TAMR/HOTBOX Official Publication
1990 A ROSSI Production



TAMR HOTBOX
c/o TAMR Secretary
Matt Heiman
38-15 Statford Lane
Louisville, KY 40207

FIRST CLASS MAIL

DATED MATERIAL--PLEASE HURR