

# HOTBOX


"THE MAGAZINE OF TEENAGE MODEL RAILROADERS"

ISSUE #239

1989

\$1.25

April




"All The News That Fits, We Print"

Teen Association Of Model Railroaders

TAMR

c/o Lone Eagle Payne

1028 Whaley Payne., RD#4  
New Charisle, OH 45344



Editor.....John J Rossi III  
Publisher.....John J Rossi III  
TAMR Advisor.....John Reichel  
Associate Editors.....Jon Webster  
                                  John Schodowski  
                                  Jeremy Amundsen  
Prototype Editor....Randy Broadwater  
Region News Editor....Newton Vezina  
Contributing Editors.....Any Member

#### SUBMISSIONS

STYLE, CONTENT--Your own writing style is fine by us; But Remember, you are among friends. Grammar trouble? Let the Editors worry about that. The ideas are what is important. As for content, anything on modeling--painting, scenery, electronics, plus articles on members layouts, and the original prototypes. Just make sure it will be interesting to most all the readers.

TYPED ARTICLES--Although not required, but it will save the eyes of Editors. The HOTBOX columns are 50 spaces wide, so set your margins. If you can't type, don't worry just simply write out in print the article and double space.

DRAWINGS--Must be done with BLACK INK (pen or fine-tip marker) on BLANK white paper (typing paper is good). Required artwork can be done by the Editors if detailed sketches are provided. If it is a scale drawing please include a scale measure with the drawing.

PHOTOGRAPHS--Must be Black & White only with a glossy finish and no larger than 8 x 10 inches, and smaller than 2 x 2 or 3 x 5 inches. All photos must be accompanied by caption material, especially cover photos.

ON THE COVER--Special thanks to a former issue October, 1985 No. 216.

Rating: 9

LIFE-LIKE'S  
BIG THUNDER HO Scale Electric Train Set

This set includes 11 curved track, and 1 curved rerailer. The cars it comes with are 1 Burlington Northern F-7 Locomotive & caboose, 1 Conoco tank car, 1 S/D Linde box car, and finally a MKT Cattle car. The power pack is a basic LIFE-LIKE power pack with center off and forward and reverse to the left and right. There are two screw terminals for track power and two for accessory power. The rerailer has two connectors which connect to the wire to the power pack.

The engine and cars run very well except in reverse they tend to fall off the track. This may have to be related to the fact the track is in a complete circle. The retail price is \$89.95, but I found the set for \$24.95 in a discount closeout store. The set would be great for the beginner who is not sure of where to go.

Rating: 10

LIONEL'S O/O27 GAUGE RAIL SCOPE LOCOMOTIVE

This is the best engine that Lionel has made. I say this because it is a GP-9 Diesel with two powerful, longlife AC-DC drive system, with a forward-neutral-reverse remote operation; Also it is the most like a prototype engine LIONEL has made in a long time. The engine itself runs quietly, and smoothly not like some previous engines.

That is enough now about the engine. Let me talk about the real question the camera. The camera is a self-adjusting lens iris located just below the headlight on the front of the engine. One small point you better have an even amount of light around the whole layout, even in the tunnels. Because the picture will go almost black if there is not enough light. The picture resolution is Black & White pixel resolution, so there is no color or sound. The picture quality is great, except you must keep your tracks clean, which I sometimes fall out of practice doing. If this should happen you will notice a slight loss of contact of the picture.


The hookup of the system is very simple. The supplies included are a transmitter(the engine), a receiver, cable, TV connector, track clip-on, two inductors, and one capacitor. The capacitor and inductors are hooked to the transformer via the power lines to keep any noise or interruptions by the power pack to a minimum. The receiver is hooked directly to the track by the track clip-on and the other end connects to the TV.

P  
R  
E  
D  
U  
C  
T  
I  
V  
E  
S

I recomend RAIL SCOPE for everyone who wants the ability to ride with the engineer. The one slight problem is the recivers battery lasts longer the engines battery (which lasts only 15-20 minutes). LIONEL is working on this for new upcoming models of RAIL SCOPE, but for now they send out to all the people who mailed back the warrant card a explanation of how to hook a boxcar up with added batteries for a longer run. The best way to view the engine is to record it with a VCR and then watch it later at your leisure. The price for the LIONEL O/O27 RAIL SCOPE is \$269.95, the LIONEL LARGE SCALE 0-4-0 Loco is \$299.95, and the LIONEL HO FA-2 Twin Diesel is \$234.95, and extra but not mandatory is the LIONEL 4 1/2" Black & White TV for \$95.95. On the overall I rate this product excellent.

RECEIVED  
JUL 1985

CONTINUED



ATTENTION! ATTENTION!

Any body wanting to contribute to a monthly railfan section of the HOTBOX. Please write to the Prototype Editors of the HOTBOX, Jon Webster and Randy Broadwater.

Jon Webster  
PO Box 743  
N. Conway, NH 03860

Randy Broadwater  
129 Mowery Hall  
Shippensburg University  
Shippensburg, PA 17257

# EDITORIAL

I want to first welcome all new members and old members back from a very unneeded hiatus of the HOTBOX. My name is John Rossi and I am the new HOTBOX Editor, and I am nineteen years old. I am going to try to keep the HOTBOX coming on a regular basis, with the help of the Assistant Editors (Jon Webster, Randy Broadwater, John Schodowski, Jeremy Amundsen, Newton Vezina, John Reichel.), and yours. The next issue which will be the TAMR Membership Directory will be coming in May. I NEED YOU HELP for the June issue, because the filing cabinet is bone dry, so articles are needed right now for a non-delayed June issue. The articles I would like to see are ones on modeling--painting, buliding, scenery, electronics, plus articles on members layouts and some prototypes.

If all would send in an article we will able to continue the HOTBOX with no more delays. As a final note, don't give up on us now I will get really mad at you. Before I sign off let me remind you to participate it is your organization too, so get involved you may like it.

Sincerely your Editor,

John J Rossi III

JOHN J. ROSSI III  
6 BEECH COURT  
COLLEGE POINT, NY 11356

## REGION NEWS

REGION NEWS

ALL REGION REPRESENTATIVES

PLEASE!!!

SEND IN INFORMATION

ON YOUR REGION

NOW TO THE REGION NEWS EDITOR!!!

TRAIN ORDERS RETURNS!!!

This is a letters column in the HOTBOX where members can express their views on the association, its officers and its publications. Please send all items for this column to the Editor John J Rossi III

# Modeling

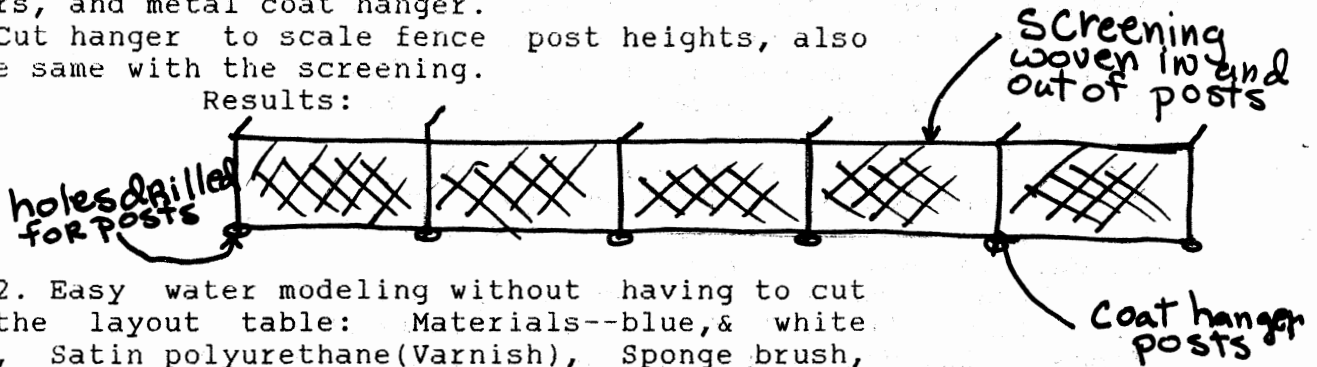
T  
P  
S

I will describe with some words and pictures what I think to be the most interesting and essential added parts to the New York Empire Lines.

1. Cyclone Fence: Materials--screening, wire cutters, and metal coat hanger.

Cut hanger to scale fence post heights, also do the same with the screening.

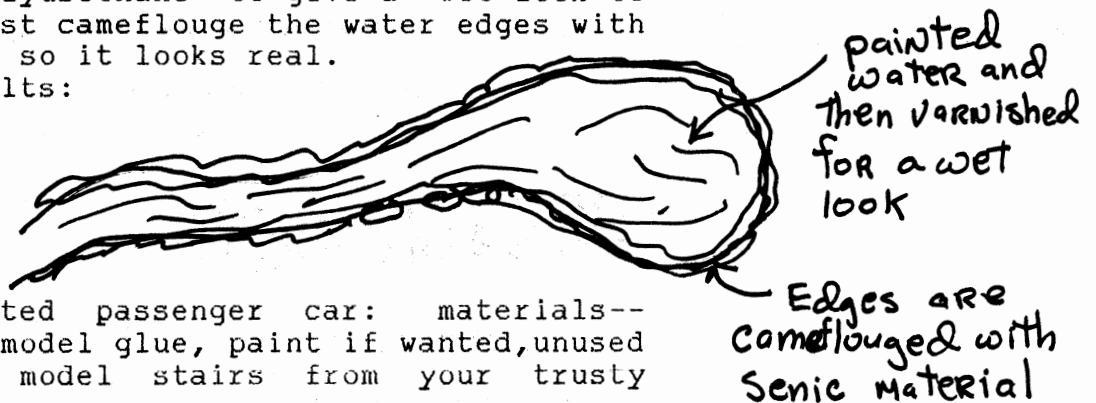
Results:



2. Easy water modeling without having to cut up the layout table: Materials--blue, & white paint, Satin polyurethane (Varnish), Sponge brush, model paint brushes.

Paint the water in the shape of a river or lake the way you want, and when dry give about 2 or more coats of polyurethane to give a wet look to the water. Now just camouflage the water edges with scenery materials so it looks real.

Results:



3. Open-seated passenger car: materials--Unused gondola, model glue, paint if wanted, unused park benches, and model stairs from your trusty scrap box.

All the work required is to glue the stairs at one end and glue the benches in the form of rows to the inside of the gondola. You may paint it if you like, but it is not necessary. Then you can put those people that have no where to sit on your layout on the benches in the car, and now you are ready for Teen Model Railroading Railfanning.

# RAILFANNING HOTSPOTS:

Montreal, Quebec is a large and modern city, its rail operations run the gamut from Canadian National steeple cab electrics on commuter trains to brand new Canadian Pacific SD40-2 cowl units. One especially nice aspect of the area is that the CN and CP Mainlines parallel each other west out of the city. An excellent place to view action on these lines is the VIA station in Dorval. The suburb of Dorval is approximately eight miles west of Montreal. The action is fairly heavy on both railroads throughout the day with a lull usually occurring between noon and 2:30 pm. The VIA passenger trains are plentiful on the CN, although most are the MLW LRC trainsets, FPA-4s and FP9s still appear regularly, with the occasional F40 mixed in VIA becomes more varied and interesting. The other passenger operation is the MUCTC on the CP. MUCTC is the city's commuter railroad on this line, and they use CP FP-7s, single and bilevel coaches. If you're lucky, some of the F-units will be out of service and a CP RS18 will fill in to put on a spectacularsmokey performance.

Now for the good stuff, freight! The motive power on the CN is just about all wide-nose EMD and MLW units. Many CN freight have matched sets of GP40-2s, but the unusal HR616 "Draper Tapers" are common. There are also SD40-2s, C-630s, M-636s and "plain" GP40s seen on the CN line. In addition to its many SD40-2s and its variety of ALCOs; The Cp offers leased power such as GATX ex-Chessie GP40s, GO Transit, and up until recently, the Algoma Central. The CP has four run container trains with the Soo Line that bring Soo Sd40-2s into Montreal. A slight problem with the freights is that they can vary in length from 10-12 cars one day to 20-25 cars the next day.

As Canadian railroads are updating their operations, now might be a good time to get up there before cabooses, white flags, marker lamps, and hooked-up orders disappear as they have in the United States.

To get to Dorval just take Route 20 west out of Montreal, and get off at the Dorval traffic circle. The road follows the tracks closely and the VIA station is clearly visible from the road. For your eating pleasure there is a McDonalds and a "Monsier Donut" in the vicinity. Remember, to bring plenty of film because you will see at least fifty trains in one day. Happy Railfanning!

DORVAL, QUEBEC

BY JON WEBSTER

WANTED:

Anybody in the Northeast looking to receive or contribute to a monthly railfan newsletter. Please write to Jon Webster

PO Box 743  
N. Conway, NH 03860  
SLIDE/PRINT EXCHANGE

Jon Webster is looking for someone in the midwest or west to trade photos with. To write to him see address above.

The SLIDE/PRINT EXCHANGE will be a regular feature of the HOTBOX; It will be a place for all of you dedicated railfanners to list the pictures you have and what type of pictures you are looking for. If any body else is interested in this please send your information to the Slide/Print Exchange Editor Jeremy Amundsen

1413 Grand Avenue  
Wausau, Wis 54401

TAMR HOTBOX  
C/O Matt Heiman  
TAMR SECRETARY  
38-15 Stratford Lane  
Louisville, Kentucky 40207



FIRST CLASS MAIL

DATED MATERIAL--PLEASE HURRY