

THE HOTBOX



June 2005
Issue # 383

ISBN:1093-622X

THE OFFICIAL PUBLICATION OF THE TEEN
ASSOCIATION OF MODEL RAILROADERS

"Model Trains enjoy, we d



TEEN ASSOCIATION OF MODEL RAILROADERS

June 2005

Issue 283

THE HOTBOX

ON THE COVER: Close-up of the HO Chesapeake and Ohio number 3030 at Sugar Grove, SC, on the Willett's home layout, the Shenedoah Valley and Gulf. Photo: Chris Burchett

FORM 19 A message from your editor in chief

Ahhh! Smell that? Summer. Warm weather is here, along with summer vacation. At least for those out there who have the luxury, unlike us working stiffs. Anyway, welcome to the June Hotbox. You can be certain this time, I remembered to change the month at the top of the page!

I had hoped this year with our corporate sponsorship of the photo contest, which included a nice monetary prize, that entries might pour in. To date I have a handful, barely enough to hold the contest, and no real competition for the entrants. Unless you'd like to hand them the \$50, I suggest you fight for it by entering the contest. "But Peter, the deadline was last week, how I can enter now?" NO fear shutterbug breath, I've decided to extend the deadline two weeks to June 13th, hopefully giving you enough time to cut down those utility poles that are blocking

your potential prize winning shot. So, get to work, and let's show MRN what we're capable of!

Along the same lines, my article files here are still looking rather bleak, **I STILL NEED ARTICLES!** I'm not sure if the lull earlier this year scared some of you away, but please come back or I'll have to start printing out sheets off the old Penn Central timetables laying around my house. Tell me about your layout, send me a fictional ad for your railroad company, a picture taken on recent railfan trip, an article on a recent railfan trip. If it's model or full scale trains, I want to hear about it. All the info you need for submissions is just to the left of this column.

The national convention for this summer is coming -up next month in beautiful Indiana, for more informa-



Tim Vermande, photo.

tion check out the mini-convention issue on pages four and five.

I'll close with a welcome to a new member from the rock mountain state!

Cameron J. Wilson

Layout Name:
D&RGW, Monarch
Branch
Equipment: steam/
diesel/freight

Editor-Peter Maurath
Publisher-Peter Mayrath IV
Contributing Columnist -
Jonathan Schoen
Senior Editor- Peter McRath II
Art Director- Suv Go
Photographer- Teddy
"Tripod" Hagan
Librarian- Was one of the first
in line for episode III.

Contributions

Send your check to my...oops, sorry, you mean that type of contribution. We here at The Hotbox are always in need of new material.

Here are a few examples:

Feature Articles

This is what we're always looking for. From a railfan trip, to your home layout's story, or your own story. Size can range from a paragraph to a full page. Pictures are always appreciated. New officers are too

Columns

Full of great tips on layout improvement? Got a million reasons EMD is better than Erie-built? Start a monthly, or bi-monthly column. Size same as features.

Photos and Drawings

Got a great photo collection you want to show-off? Got a notebook full of railroad cartoons, or layout logos? Send them to the Hotbox staff for consideration.

Send all Submissions, or Hotbox questions to:

Or email at:

TAMRHotbox@aol.com
I'm huge!

GET WIRED

Check out TAMR on the web at: www.TAMR.org
Or Join our online yahoo news group, by contacting: pivotpin@TAMR.org
(By joining you'll receive updates on TAMR news and events, plus be connected to dozens of other TAMR members. There's no cost to join this group, do it today!)

- If you have a web site relating to trains or model railroading, why not join the TAMR web ring. It costs nothing, and provides a link for all TAMR members to find other TAMR sites. To join, send your e-mail address and web site URL to pivotpin@tamr.org

camera nerds of the TAMR unite!

The 2005 TAMR Photo Contest!

It's back! If you're a TAMR member between the ages of 10 and 19 who thinks you're the next O Winston Link, enter the TAMR Photo Contest. The best five shutterbugs will have their pictures featured in Model Railroad News, but that's not all! The grand prize winner receives fifty dollars they can spend on whatever they want, which for you will probably be more film.

TO ENTER:

SEND YOUR DIGITAL PRINT OR SCANNED PRINTS AND SLIDES (JPEGs PLEASE) TO: TAMR.HOT.BOX@AOL.COM (TYPE "PHOTO CONTEST" ON THE SUBJECT LINE)

OR SNAIL MAIL YOUR PRINT OR SLIDE AT:
TAMR PHOTO CONTEST 13212 WILTON AVE. CLEVELAND, OH 44135-4918

All entries will be placed on the TAMR yahoo groups website. Once compiled, members will be allowed to go to the site and vote for their favorite five. Once voting is closed, several judges will tally up the votes and make the final decisions on the five winners. The winners will first be showcased here, then in an upcoming issue of Model Railroad News. The grand prize winner receiving their \$50 prize then!

RULES:

- YOU MUST BE A TAMR MEMBER BETWEEN THE AGES OF 10 AND 19.
- YOUR ENTRY MUST BE YOURS, TAKEN BY YOU!
- YOUR ENTRY CAN BE NO MORE THAN TWO YEARS OLD.
- YOU MUST INCLUDE A COMPLETE CAPTION WITH DATE AND LOCATION.
- NO ENTRIES WILL BE ACCEPTED THAT HAVE WON AT A PREVIOUS NATIONAL CONTEST (I.E. WEST SPRINGFIELD)
- NO DIGITALLY ALTERED PHOTOGRAPHS
- ANY WINNER MUST BE PREPARED TO RESUBMIT THEIR ENTRY TO MRN AS A JPEG AT 1024X680
- INCLUDE POSTAGE IF YOU WANT YOUR SNAIL MAIL MATERIAL RETURNED
- ALL MAILED MATERIAL IS SENT AT YOUR OWN RISK, THE POST OFFICE IS NOT RESPONSIBLE FOR

RECEIVING OF THE MATERIAL

TIMELINE:

- ENTRIES WILL BE ACCEPTED NOW TILL JUNE 15TH
- VOTING ON YOUR FAVORITE FIVE BEGINS JUNE 15TH AT: HTTP://GROUPS.YAHOO.COM/GROUP/TAMR (CLICK ON PHOTOS) (THIS IS IN THE PHOTO SECTION, NOT LISTS AND YOU MUST BE A MEMBER OF THE ONLINE GROUP)
- WINNERS WILL BE ANNOUNCED AND SHOWN IN THE AUGUST HOT BOX

THE 2005 GREAT LAKES INVITATIONAL

July 11-15, Covering Greater Chicago, and Indiana

Schedule of Events

July 10th, Sunday:

Arrival Check in to campground, set up camp.

July 11th, Monday:

Morning-Pick up new arrivals, Visit South Bend, railfan CN/NS joint trackage

Afternoon-Continue to railfan joint trackage

Night-Slide show or clinic

July 12th, Tuesday:

Morning-Visit Michigan City

Afternoon-Beach at either Marquette Park, or Indiana Dunes

Night-clinic or slideshow

July 13th, Wednesday:

Morning-Visit National New York Central Museum in Elkhart

Afternoon-Railfan from museum grounds, and Amtrak depot across NS tracks

Night-slide show, clinic or contest

July 14th, Thursday:

All Day-Ride the Chicago, South Shore and South Bend. Ride to Odgen Dunes, those that wish to may continue to Chicago, those that do not, may railfan from the platform at the Ogden Dunes station. After the others return, group will wait for next eastbound train. Railfan in either South Bend, Mishawaka, or Elkhart.

July 15th, Friday:

Nothing Scheduled at this time

July 16th, Saturday:

Everybody goes home

Schedule subject to change, actually it probably will. This is an outline of what we will be doing, although the actual events may not occur on the days I have matched them with. Some activities are weather permissible, and if we experience inclement weather early in the week, those activities will be postponed to the end of the week.

Costs

- Campsite costs will be split among attendees.
- Train rides to/from Odgen Dunes/Chicago-assume \$21.00 round trip South Bend airport to Randall Street Station, Chicago.
- NYC Museum: \$5.00
- Food, breakfast, lunch and dinner for the week
- Attendees will be expected to contribute toward fuel costs
- Contribution to Peter Maurath's private slush fund \$100.
- Hobby shop visits
- Other costs, not foreseen at this time.

Packing list:

clothes	towel(s)
sleeping bag	sunscreen
pillow	photo ID
toiletries-toothbrush,	photo of Regis Philbin
toothpaste, soap, sham-	binoculars
poo, etc.	sunglasses
camera	film
bag of gummy worms	batteries
money	
flashlight	
bathing suit	

Things that we could use, if you can bring them:

- Two way radios: for communication between vehicles.
- Cell phones, again for communication between group members.

What NOT to bring:

- Scanner- Indiana laws prohibit the use of scanners, so it is probably best to leave this at home.
- Clown suit, it's just plain wrong.
- Alcohol, illegal drugs, weapons, inappropriate or adult material and tobacco

If you bring these, there will be negative consequences, so there!

CONTINUED ON NEXT PAGE

THE 2005 GREAT LAKES INVITATIONAL

Clinics and Slideshows

There are openings in the schedule for clinics and slideshows, if you wish to present either one, please notify me in advance. If these slots are not filled, there are plenty of things to do in the area instead.

Post Convention

To my knowledge, no post convention has yet been planned. If anyone wants to do this, you're more than welcome to do so.

Contests

No contests have yet been organized. If someone would like to organize a contest, my only requirements are that they be in attendance in some form, and that the contest be appropriate for the group.

Convention Site(s)

The convention will be held in the Northwest Indiana region. It will be based in the South Bend area, although the campground we will most likely stay at is just north of the community of Mishawaka, and just south of the Michigan border. Our activities will be mostly confined to the South Bend/Mishawaka/Elkhart region, with jaunts to the lake-shore region. At some point we, as a group, will visit some of the famous sand dunes that dot the east shore of Lake Michigan.

We also will ride the local railroad, the Chicago, South Shore and South Bend, from its eastern terminus at the South Bend airport to either Chicago or Ogden Dunes and return with a stop to partake in train watching enroute. Among the highlights of the convention will be the former New York Central yard in Elkhart, IN, the National New York Central Museum in Elkhart, a campus visit to the University of Notre Dame for any who are interested (a get out and walk around, but not officially sanctioned visit, just an opportunity to see the place), train watching on the Canadian National/Norfolk Southern joint trackage through downtown South Bend, and last, and probably least, railfanning from the Burger King parking lot in downtown Granger, Indiana, just three blocks from our campground. •



Elkhart and Western #911. Photo Charles Warcinsky

Contact Info:

If you plan to attend please contact

Convention Co-Director's David Cenci, or Charles Warcinsky

David Cenci: Railnut19@yahoo.com

Charles Warcinsky: charleswarcinsky@mail.com

Inside the Espee

A COLUMN ON SOUTHERN PACIFIC
EQUIPMENT

By: Benjamin Hawken

The Rotary Snowplow has to be the best thing the SP ever had in terms of snow fighting on their mountain passes during the winter. But actually the Central Pacific had them first. They needed them during the winters on Donner Pass. They first would use locomotives to push the snow

off the tracks with locomotives ramming the snow

"But when the CP had heard about the success of the Rotary Snowplows up in Alaska, they bought some for themselves."

with a plow on the front. But when the CP had heard about the success of the Rotary Snowplows up in Alaska, they bought some for themselves. During that time they were made of wood and powered with steam. By the 1950's the SP had rebuilt them to be powered by electricity instead. In the 1970's they took some F7B's that were retired because of the passenger take over by Amtrak (or back then it was called "Amcrash," but that's another story). The F7B's were first just randomly mated with the Rotaries. Then in the 1980's the F7B's were rebuilt and mated with the Rotaries permanently. The rotaries were numbered SPMW 205-211&221-222 and the F7B's "Rotary Snail's" were numbered the same road numbers but with an "8" in front of the rest of the number. The Rotaries were based at Roseville, Ca.,

Sparks NV., and Truckee, Ca. Two were up in Oregon but I only know that the ones in Truckee were moved by UP to Roseville. The ones in Nevada and Oregon I have no knowledge of their were-a-bouts (if anyone knows about them please contact me). They were operated with 4 6-axle units mostly SD40's and SD45's. My dad said that

they were coupled up with two SD7's during October and then were put

with the big guns for the rest of the winter during SP's life. They haven't been used since 1995. But, I may be wrong because late 2004 the Serria's got a beating of snow and UP should have brought them out but not likely. Please correct me if anyone knows about the last time the rotaries were used. Anyway, coming up next month: 4-8-4 #4449! Also

I am looking for pictures 1980 and newer locomotives that SP had for coming up articles. questions or comments about Southern Pacific equipment email me at Southern-pacificfreak@yahoo.com or mail me at:

SP Equipment

The Top 7

By: Peter Maurath

"From the Home office in Cleveland, OH, it's tonight's Top Seven List!"

Top Seven comments you don't want to hear on a passenger train.

#7. "Wow, that is one big cockroach."

#6. "Look, milepost 151,... 151.2... 151.4... 151.6..."

#5. "I think there's part of a minivan in the vestibule."

#4. "Man the food from the vending machines is awesome!"

#3. "You think all the red signals we keep passing mean anything?"

#2. "I dunno, the conductor just keeps looking at his watch and mumbling like it's the end of the world or something."

And the number one comment you don't want to hear on a passenger train.....

"Walk towards the bright light!"

THIS MONTH'S HOTBOX IS SPONSORED BY:

BNSF


Just ship it.

THE PUZZLE LAYOUT

Conducted By: George Baustert

Hi, my name is George and I've been modeling railroads for over sixty years. I'd like to share with you a small layout (4"x 64"), that is called The Puzzle. It is called this because it takes 54 moves to complete the switching operations due to the restrictive size of the layout, using 40' cars and an SW switcher. The operations consist of swapping the cars of a four car train, on the main, with four cars spotted on the two stub sidings, at the rear of the layout. Ending-up with those cars and the loco reassembled into a train that is headed in the opposite direction from the start position. Let's start with last month's final move.

move 36




Next, the loco back up, to the left, pulling the two cars (BF & RF) just far enough to clear the right hand crossover switch points, still using the left hand crossover.

move 37



Finally, the loco pushes the two cars (BF & RF) onto the right hand industry spur, but stopping short of coupling onto the empty reefer spotted on the right end of the spur.

move 38



Now the left hand crossover switch is aligned to switch the left hand industry spur & the loco backs up to pick up the empty box car (BE) that is spotted there.

move 39



The loco moves forward to the right, pulling the empty box car (BE) to the middle of the runaround & spots it there.

move 40




The loco moves to the right, through the right hand crossover to the main & then picks up the empty hopper (HE) spotted on the right end of the mainline.

move 41



The loco backs up, pulling the empty hopper (HE) to the center of the mainline runaround area & spots it there.

move 42



The loco backs up to the left to clear the left hand crossover, but stopping short of coupling onto the empty tank car on the end of the main.

Know what the next move is? Find out in July. ●

THE TAMR IS A NON-PROFIT ORGANIZATION CREATED TO PROMOTE, FOSTER, AND ENCOURAGE YOUNG PERSONS IN THE HOBBY OF MODEL RAILROADING, THE ACTIVITY OF RAILFANNING, AND THE PRESERVATION OF THE HISTORY, SCIENCE AND TECHNOLOGY THEREOF.

MEMBERSHIP TO THE TAMR INCLUDES AN ELEVEN MONTH SUBSCRIPTION TO THE HOTBOX, THE ANNUAL DIRECTORY OF MEMBERS, QUARTERLY REGIONAL NEWSLETTERS AND AN ELECTION TO PARTICIPATE IN ALL TAMR EVENTS. THE AVAILABLE MEMBERSHIP CATEGORIES ARE AS FOLLOWS: REGULAR (UNDER 21)-\$15, ASSOCIATE (21 AND OVER)-\$20, INTERNATIONAL (OUTSIDE US)-\$18

TO BECOME A PART OF THE TAMR, OR TO RENEW, SEND YOUR INFORMATION TO:
TIM VERMANDE, TAMR PIVOT PIN, 6100 OHIO DR. APT. 1611, PLANO, TX 75024, USA

OFFER GOOD WHY SUPPLIES LAST, NEGATIVE EQUITY APPLIED TO NEW LOAN BALANCE, MUST TAKE DELIVERY OF DEALER STOCK, SEE STORE FOR COMPLETE DETAILS. NO PURCHASE NECESSARY, VOID WHERE PROHIBITED. FOR A COMPLETE LIST OF RULES, REGULATIONS, AND THE BEST DARN RESTAURANTS IN MINOT, ND SEND A SSAEBDR TO THE ABOVE ADDRESS. IF YOU ARE AT ALL UNSATISFIED WITH THIS HOTBOX, PLEASE RETURN UNUSED PORTION FOR A COMPLETE BLOW-OFF BY OUR STAFF. THANK YOU!

COMING SOON TO THE HOTBOX:

- The Puzzle Layout continues.
- Find out the who, where and what, with the TAMR Directory.

COMING SOON TO THE TAMR:

- Summer's here, any convention plans?

We're on the web!
www.tamr.org



Teen Association Of Model Railroaders
"Putting the future of model railroading on the right track"

