


# ***THE HOTBOX***

*Youth Model Railroading at its Finest!*

**April 2002**

**ISSN 1093-622X**

**Issue #357**



**Central Region Convention  
Classic Loassb and Top 7**

**THE OFFICIAL PUBLICATION OF  
THE TEEN ASSOCIATION OF MODEL RAILROADERS**

## **The HotBox**

April 2002  
Issue 357

Send Articles to:  
Charles Warczinsky

Editor:  
Charles Warczinsky  
[charleswacinsky@mail.com](mailto:charleswacinsky@mail.com)

Layout Design Artist:  
Andy Inserra  
[Andy\\_Inserra@tamr.org](mailto:Andy_Inserra@tamr.org)

### **Contributions!**

We always need contributions in all forms. Please send the following in if you wish for the staff to consider for an upcoming issue of *The Hotbox*.

### **Feature Articles:**

This is what we really need. They can be from a half page to two pages typed on anything related to railroading, railfanning, model railroading, you get the idea. Accompanying pictures are also welcome.

### **Columns:**

Another thing we can always use! If you wish to start one, please drop us a line. And if you like a current column, please let the staff know, we like the feedback.

### **Photos and Drawings:**



Do you have great pictures collecting dust? Railroading cartoons just sitting around? Drawings just waiting to be great works of art? Well send them in for consideration by us! Photos should be 3in x 4in minimum. Artwork should be on plain white paper with black ink.

### **Questions?**

Ask the editor for more info.

### ***On the Cover:***

The McHenry Lop switcher in ND on Sept 9, 2001. This little Whitcomb and it NP caboose have been providing rides to locals around the rare end-of-the-line turnaround for years.  
By Lewis Ableidinger.



### **Inside this Issue:**

#### **Features:**

- It's the Mainstreeter! Page 11

#### **Columns:**

- Classic Top 7 Page 4
- Classic LOASSB Page 5
- Loassb -Special Edition Page 10
- Rail Tales On vacation

#### **Departments:**

- Directory Page 3
- From the Tower On break
- A word from the Editor Page 4
- A word from the Layout Design Artist Page 4
- Events Calendar Page 6
- TAMR on the Web Page 8
- TAMR News and Reviews Page 9



**Please Read and Recycle**

Thanks to [rrhistorical.com](http://rrhistorical.com) for some of the railway clipart.

The TAMR is a non-profit organization created to promote, foster, and encourage young persons in the hobby of model railroading, the activity of railfanning, and the preservation of the history, science and technology thereof.

Membership to the TAMR includes an eleven issue subscription to the *Hotbox*, the annual directory of members, quarterly regional newsletters and an invitation to participate in all TAMR events. The available membership categories are as follows:

Regulars (under 21).....\$15  
Associate (21 and over)....\$20  
International (outside US)..\$15  
Sustaining.....\$20

Please send membership to:  
Hans Raab, TAMR Treasurer,

# TAMR DIRECTORY

## **YOUR HOTBOX CREW!**

**Hotbox Editor----** Charles Warczinsky  
[charleswarczinsky@mail.com](mailto:charleswarczinsky@mail.com)

**Asst. Editor –** Josh Miller  
[mailto:grandmillion@hotmail.com](mailto:mailto:grandmillion@hotmail.com)

**Layout Design Artist –**  
Andy Inserra [Andy\\_Inserra@tamr.org](mailto:Andy_Inserra@tamr.org)

**News Director-** Nicholas Wilson  
[emdsd40-2@juno.com](mailto:emdsd40-2@juno.com)

**Reviews Director-** Nicholas Wilson  
[emdsd40-2@juno.com](mailto:emdsd40-2@juno.com)

**Columnist extraordinaire-** Peter Maurath  
[Pencntrl1@aol.com](mailto:Pencntrl1@aol.com)

**Contributing Editors –**See editorial page

## **OTHER REALLY IMPORTANT PEOPLE**

**President-** Chris Burchett  
[president@tamr.org](mailto:president@tamr.org)

**Vice President-** Joel Durfee  
[vice\\_president@tamr.org](mailto:vice_president@tamr.org)

**Treasurer-** Hans Raab  
[treasurer@tamr.org](mailto:treasurer@tamr.org)

**Auditor –** Andrew Matarazzo  
[TAMRnymets@aol.com](mailto:TAMRnymets@aol.com)

**TAMR Gov't Advisor-** Brad Beaubien  
[pivotpin@tamr.org](mailto:pivotpin@tamr.org)

**Pivot Pin-** Tim Vermande  
[pivotpin@tamr.org](mailto:pivotpin@tamr.org)  
**Promotion Manager-**  
Andy Inserra  
[Andy\\_Inserra@tamr.org](mailto:Andy_Inserra@tamr.org)

**Car Exchange**  
Doug Engler  
Joe Bohannon

**Department of Advisors**  
Chris Wagner  
[TAMRadvisor@hotmail.com](mailto:TAMRadvisor@hotmail.com)

**2002 TAMR National Convention Director**  
Andrew Matarazzo  
[TAMRnymets@aol.com](mailto:TAMRnymets@aol.com)

**Video Exchange**  
[TAMRvideo@aol.com](mailto:TAMRvideo@aol.com)  
Lewis Ableidinger  
Chris Burchett  
Newton Vezina

## **REPRESENTATIVES AND MORE**

**Northeast Region Rep.-**Andrew Sabens  
[TAMR13@aol.com](mailto:TAMR13@aol.com)

**Central Region Rep.-**Louis Granato III  
[centralregion@tamr.org](mailto:centralregion@tamr.org)

**Southern Region Rep.-** Josh Trower  
[gg1\\_4935@hotmail.com](mailto:gg1_4935@hotmail.com)

**Western Region Rep.-** Joe Bohannon  
**Canadian/International Region Rep.-**  
Open

**One Mile Div. [MA]**

Barry Simmons  
[bsimmons@capecod.net](mailto:bsimmons@capecod.net)  
Willie Roberge, Doug Engler

**NY/NJ Metro Div.**

Andrew Matarazzo  
[TAMRnymets@aol.com](mailto:TAMRnymets@aol.com)  
Dimitros Fradelakis

[Metallicarox54@hotmail.com](mailto:Metallicarox54@hotmail.com)

**Great Plains Div. [ND, SD, MN]**

Lewis Ableidinger  
[Soo201@hotmail.com](mailto:Soo201@hotmail.com)

**Golden Empire Div. [CA]**

Joe Bohannon  
[GeepM@fcmail.com](mailto:GeepM@fcmail.com)

**Heartland Div. [MO]**

Joel Durfee  
[vicepresident@tamr.org](mailto:vicepresident@tamr.org)

**Catskill Mtn. Div. [NY]**

Dave Mason  
[TAMR53@juno.com](mailto:TAMR53@juno.com)

**Boston & Albany Div. [MA.]**

Adam Sullivan  
[TAMR30@aol.com](mailto:TAMR30@aol.com)

**North Wind Div. [BC]**

Dane Nicholson  
[TAMR2860@aol.com](mailto:TAMR2860@aol.com)

**Air Line Div. [NC]**

Josh Trower

**Archivist**

Mike Acree  
[TAMRMIKEA@aol.com](mailto:TAMRMIKEA@aol.com)

**Webmaster**

[www.tamr.org](http://www.tamr.org)  
Louis Granato III

# A Word from the Editor

Hi Everyone,

Well we're behind again, but not quite as much as we were at this time last year. One of the reasons that we are behind this month is that we didn't receive much material. As school is finishing up and time is short there isn't much time for railfanning as we all know, and we at the Hotbox appreciate that as we also are in school. But all the same it doesn't take that much to draw a cartoon or send an old picture. We're all train nuts and we like to see any pictures that you may have. So please, send those to us we WANT to see them.

-Charles W

## A word from the Layout Design Artist

Hi everyone!

First off, let's all give a really big hand to the newest addition to the Hotbox Crew – Josh Miller! He's a journalism student at St Cloud State University and is helping us edit everything and watch for those ever present misspellings! Also – the convention season is here and you know what that means! The massive Central Region convention is going to be a huge hit, be sure and read all about it starting on page 11! Well – that's all for this issue, till next time see you trackside now that the snow is finally melting here in Minneapolis!

-Andy Inserra

## Thanks to this month's contributing editors:

Peter Maurath

Nick Wilson

Lewis Ableidinger

**Editor of the Month: Thanks to Lewis Ableidinger for being the force behind the great CR convention this summer. All the details and more are starting on page 11!**

## Classic Top 7

~~TOP SEVEN REASONS THE PENN CENTRAL MERGER FAILED~~  
~~PULLED FROM THE FEBRUARY 2000 HOTBOX BY: PETER MAURATH~~

- #7. Promise to get passengers to destination in thirty minutes or less, bad idea.
- #6. Chuck Zehner, Spokesperson
- #5. Let's paint everything lime green!!
- #4. Plan with KGB to take over world transportation didn't patch out
- #3. Roach coach, need I say more.
- #2. People in econo-class ride in the baggage car.
- #1. Main menu item...Spam

# ***Celebrating Ten Years of Noodlemania it's....***

**Layout On A Shoestring Budget, Est. 1992**

**Conducted By: Peter Maurath**

Welcome back to issue five of our yearlong retro-LOASSB's. This month's issue digs deep into the archives, back nearly ten years to May 1993. The lead-in article this month was a report by a James Duffy on the experimental X2000 high-speed train being tested by Amtrak on the NEC. Treasurer Brad Beaubien told us about his small Willow Creek model railroad, and Pivot Pin John Riechel introduced us to the TAMR National Layout (well it wasn't technically our layout, just his home layout with a different name, go figure!) Jeremy Amudsen was president; Phil Michaels editor and we were still without a western rep. The issue closed with a brief article from NER rep Mike Thideman on the W. Springfield show, and the ever-popular Traction Motor, column by Zachary Gooch (think MR Bull Session).

## **HOTBOX #281 MAY 1993**

This time around I have chosen a creative and fun project with some basic materials.

Unless you're modeling a rural area, or an early time period, this attention getting project should easily fit into your layout. Today most people travel by car, so naturally, highways were created. And at some point along the way these highways had to cross rivers, valleys, or urban areas on overpasses. These bridges usually cost in the millions of dollars to construct. But the overpass we're building, with a little ingenuity, can be built for less than twenty-five dollars. The only materials needed, and you might already have them, are some square and round dowels, foam core board, illustration board, and some spaghetti noodles.

The first thing is to find the location you will be building the bridge, so you can measure the distance for it. Next, cut your illustration board to size, with the width varying depending on the size of your road and the scale. Then cut out a matching piece of foam core board. This is the basic deck. Glue the two pieces together and let it set for awhile to dry. The pillars, or supports, are made from the dowels. Cut the square dowel the width of the bridge. Cut the round dowels to the desired height. Next, paint on a concrete color, I chose Pactra Acrylic Dark Gull Gray. Once they've dried, glue the two round dowels to the square dowel and make your supports. Glue them to your deck bottom.

Afterwards you can add railings, a median, and lighting using the streetlight method from earlier articles. With a little thought and hard work, you'll have a real eye catcher





## ***Upcoming Events***

A bumper crop of activities this year!

**March 22-24 (Western NY)** – Western New York Divisions' Spring Convention! Activities include railfanning, hobby shops, RIT Model Railroad Club show with a table, the great annual pizza party and more! For more info, be sure and contact Nick Wilson at [emdsd40-2@juno.com](mailto:emdsd40-2@juno.com) or Hope to see you there!

**April 26-28, 2002 (Sandusky, MI)** So far I'm planning to show videos [Newton's] on Friday night, go railfanning all day on Saturday, and attend a show on Sunday. Start time is between 4 and 6 Friday afternoon, then maybe a pizza party, and videos. Saturday, the railfanning is between Port Huron and Durand [Mi]. If you get a map, find Detroit, then look north near the mouth of Lake Huron. From Port Huron, look west and find Flint, then look a little south and west along Interstate 69. Durand is about 10 miles I think west of Flint. It bills itself as a rail town. There are a lot of trains on this corridor, and the tunnel in Port Huron is usually busy, I think. Sunday, the train show. It's also a swap shop, and you can usually find some pretty good buys. Also planned for Sunday is some railfanning around the CSX yard in Port Huron. It happens to lie right next to the St. Clair River, and is kind of difficult to access, so that may be a short trip. Come to think of it, we could probably railfan it on Saturday, or save it for Sun. if we want to. The show runs only on Sun. so there is no Sat. option. I didn't plan the convention in time to get a table, so we'll only be attending. I'm holding it in Sandusky, because there is a short line that runs through the thumb that we could go see on Fri. night [if you don't mind the lateness] or sometime on Sat. If you want hotel info, let me know, I don't have rates yet, but these aren't chains and Sandusky isn't that big. In other words, they probably won't be booked.

**JUNE 13-20, 2002** – Official Central Region Convention! This year it is a huge 8-day convention split into two sections, ND and MN.

JUNE 13-16, 2002 (Kensal, ND) The current dates I am planning for the "Mountaineer" are Thursday, June 13-Sunday, June 16, 2002. Here is a rundown of planned events

*June 13:* Head for Harvey, ND, railfan the CP/Soo - Tour Ray Kuntz's HO Soo Layout - Slides/Clinics

*June 14:* Railfan BNSF between Jamestown and Bismarck, ND - Dave's Hobbies - State RR Museum - Huge HO Layout (uncontested, largest in state) - Spend night in Bismarck

*June 15:* Morning railfan BNSF west to Judson, ND - Tour of Wilton, ND, HO Club layout - Convention dinner - Clinics/Slides

*June 16:* Morning - Open, probably will be filled with railfanning - Ride McHenry Loop  
Afternoon - Railfan Valley City, ND

Of course this is subject to change, and probably will. For info contact Lewis Ableidinger at [soo201@hotmail.com](mailto:soo201@hotmail.com)

JUNE 17-20, 2002 (Minneapolis/St Paul, MN) The second half of the "Mountaineer"

*Monday, June 17* - Gang arrives from ND. Railfan University, Northtown, and surrounding areas. Wing it depending on arrival times from ND. Hit up Krispy Kreme in Maple Grove [count on this a lot!].

*Tues* - Railfan the Midway area, Amtrak, MNNR [early morning, trackside by 730]  
Bandana Square area, railfan Soo, BNSF, CNW, see their monstrous O scale layout  
Jackson St. roundhouse tour  
Scale Model Supplies to stock up on all those essentials  
Black Bear Crossing for a break, coffee shop with a deck for railfans to watch the BNSF/Soo main, rail theme inside  
Hoffman, Pig's Eye, and South St Paul for more railfanning  
Bob Rivard's terrific Soo layout

*Wed* - Layout tours, Andy Inserra and Josh Miller  
Open to revisit more railfan spots or local hobby shops like N Shop, SMS again, etc. or even Ax-Man, everything you could want - dirt cheap stuff that is great for the layout [toggle switches, lights, toxic waste trash bags, street sweeper brushes, etc]  
Catch MILW 261 as it comes in from Duluth around 3-4 pm

*Thurs* - chase UP 4-6-6-4 3985 up the Spine Line to St Paul!  
Railfan some more or hit the road for home...  
For info contact Andy Inserra at [Andy\\_Inserra@tamr.org](mailto:Andy_Inserra@tamr.org)

**June 20-23 ,2002** The TAMR Southern Region will be hosting its annual Summer convention June 20-23. The meet will be based out of Spencer, NC. Plans for layout tours, railfanning, and steam excursions are being ironed out. If your on your way to the National, how bout stop by NC? For further information contact Southern Region Rep. Josh Trower([GG1\\_4935@hotmail.com](mailto:GG1_4935@hotmail.com)) or convention director Hayes Smith([cookiemonster@rrmail.com](mailto:cookiemonster@rrmail.com)).

**JULY 10-18, 2002** (New Jersey / New York) The Broadway Limited 2002. With it 4 months away, the 2002 TAMR National Convention is scheduled to be held in New York and New Jersey, hosted by one of the TAMR's fastest growing, and active divisions! Get ready for the best model railroading and railfanning in New York and New Jersey! For more information, contact The Drew Crew, 2002 Andrew Matarazzo, Convention Director. E-mail: [TAMRnymets@aol.com](mailto:TAMRnymets@aol.com) and Northeast Region Rep., Andrew Sabens, (Convention Director) E-mail: [TAMR13@aol.com](mailto:TAMR13@aol.com)

**THIS JUST IN!!!** The 2003 TAMR National Convention will be held in northern California during the month of July 2003!! For more information, contact Ross McKnight, E-mail: [TAMR4449@aol.com](mailto:TAMR4449@aol.com)

*Have a big railfanning bash coming up? Tell us here at the Hotbox and we'll let the world know about it!*

---

**Like new products? Want to review them? Model Railroad News needs you to help them review new products! If you are interested in this great opportunity please let Andy know, he'll get you all the details!**

# TAMR ON THE WEB

## What could be better than free stuff?

The TAMR has an active presence on the Internet, and we hope our members will take advantage of what we have to offer. All of this is included in your membership, so it is free. Yes, that's right, it won't cost you a dime!

**First** is our own site, [www.tamr.org](http://www.tamr.org). Here you can find out what's going on and see pictures from conventions. If you have a picture to add, or would like your own web site linked, contact us. We are also always looking for members who would like to help with the site (no experience is required). If you would like to have your own page at the site, we'll help you with that, too. For more information, contact [webmaster@tamr.org](mailto:webmaster@tamr.org).

**Second** is our e-mail list. The list does not replace the *Hotbox*, but does provide a fun way for members to get the latest news and make new friends. You can join the list in several ways:

- send a blank e-mail to [TAMR-subscribe@yahoo.com](mailto:TAMR-subscribe@yahoo.com)
- on the web, go to <http://groups.yahoo.com/group/TAMR>. (This is most useful if you are already registered with E-groups or Yahoo).
- send an e-mail to [pivotpin@tamr.org](mailto:pivotpin@tamr.org) and request an invitation.

Note: Yahoo has recently bought E-groups. Most URL's will take you to a Yahoo page. Until things settle down, you may experience some difficulty using the site. Contact the Pivot Pin if you have a problem.

Yahoo also has a "files" area where you can find the TAMR logo, some more pictures, and other information. Note: the list is only open to TAMR members, although a few exceptions occur for former members or industry contacts.

**Third**, you can have an e-mail address "[@tamr.org](mailto:@tamr.org)." This is a forwarding address, so the e-mail is sent to another address that you already have. (It is possible to get a POP or stand-alone account, but there is a charge associated with this). For information, contact [treasurer@tamr.org](mailto:treasurer@tamr.org).

## Check us out on-line!

**[www.tamr.org](http://www.tamr.org)**

**And while on the web, stop by our sponsor's site!**



**J AND J BASIC HO  
LAYOUTS**



**[www.ho-only.com](http://www.ho-only.com)**

**They give discounts to all TAMR members**



# ***TAMR News & Reviews***


***By: Nick Wilson***

## **WNY Convention A Success!**

The Western New York Division convention that took place on March 16-17 was a complete success! Attendees were Nick Wilson, Chris Burchett (Matt Schwerin) and Peter Maurath (Chuck Zehner). A total of 19 trains during the weekend were sighted. Rare power sightings included 1 CSX SD70MAC in CR colors, an HLCX SD40-2 in BN colors, 1 FURX SD40-3M, 1 CEFX SD40-2 "Gray Ghost", 2 UP SD70Ms, 1 UP SD70M w/ flairs, 1 SP SD70M (actually clean, too!), 1 UP SD60M, 1 UP SD40-2, 2 CSX AC4400CWs (not common around here) and 2 ex-CR C40-8Ws. Approximately 3 Amtrak trains were sighted as well. For more information on the area, please contact me at Nick\_Wilson@TAMR.Org.

## **Wrecked CSX Engines Have Undecided Fate**

The derailment that took place a while back in Charlotte (Rochester), NY, left 2 GP38-2s horribly wrecked. Currently, they are parked on the R.I.P. track in the Rochester, NY Yard (Goodman Street Yard). These units are extensively damaged and it is very unlikely that they will be fixed up to run again (according to my CSX resources). However, for now, these engines remain with an undecided fate that may not come for up to several years from now. For more information on the wreck, please contact me at Nick\_Wilson@TAMR.Org.



## **2nd WNY Convention A Success!**

The second Western New York convention in a row was also a huge success! Attendees included, Nick Wilson, Adam Sullivan, and Newton Vezina. Highlights were night railfanning in Bergen and the TAMR table at the RIT Model Railroad Club show on March 24. Special thanks to Otto Vondrak for donating a second table to the TAMR for free! Thanks Otto (if you ever read this)! The convention started in Bergen Saturday night where we saw 4 trains, one of which was a UP run through coming back from Selkirk. It had a UP (ex-SP) AC4400CW, an SP B23-7, and a CEFX SD40U. 2 FURX SD40-3M "Furbies" were also spotted. The next day was the best day because of the RIT show. We arrived and Adam and Newton set up while I got some free food for the vendors (meaning anyone who bought a table). The show was a success! The TAMR table had a TV and VCR, Hotboxes, flyers, and an operating N scale layout provided by the author. There was much action on the R&IT layout as well. Adam managed to pick up the 2-way radio frequency that they were using downstairs, so we were listening to it upstairs. That about sums it up for that convention. To see for yourself, VOTE FOR THE LAKESHORE LIMITED 2004 ALL THE WAY FOR SOME OF THE BEST ACTION IN THE NORTHEAST (or attend on of my other conventions)!!

# **Q. O. A. S. S. B. - SPECIAL EDITION**

**Conducted by Peter Maurath**

## **Dug out of the bottom of a lawn mower by Nick Wilson**

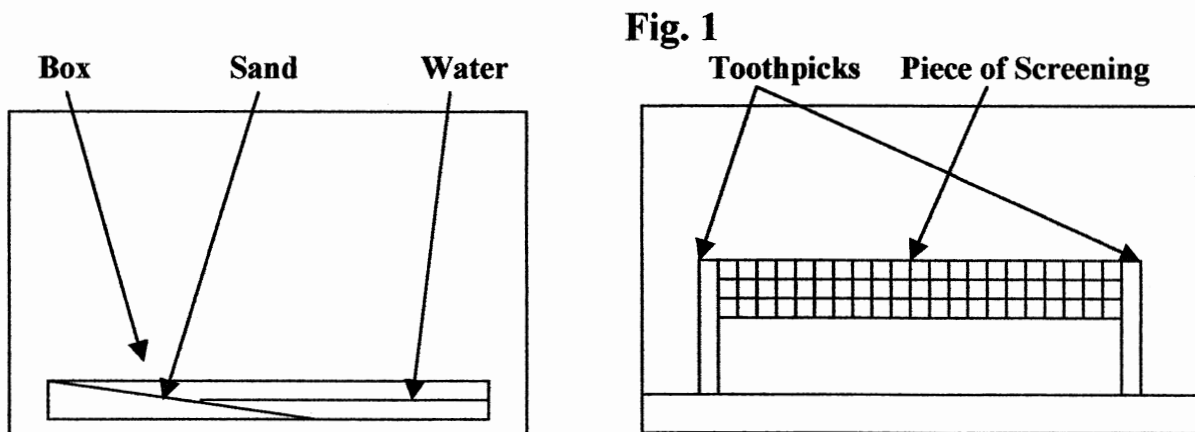
Hello all! My name is Nicholas Wilson and I am writing as a guest for L.O.A.S.S.B. this month. This is the second part of "The 4 Seasons" series and this month we're going to do summer for those of you who aren't winter fans! So sit back and get ready for another edition of L.O.A.S.S.B.!

What do you think of when you think of summer (besides railfanning!)? Maybe green grass, flowers, and trees. Well, here's how to make those things! For grass, simply go to an Art Supply store and buy a big sheet of green felt (or whatever that cheap, fuzzy stuff is). I've found it's almost perfect for grass! As for flowers, you go no farther than your basement. If your dryer has a fuzz collector, look inside it. There, you should find many brightly colored bits of fuzz perfect for flowers (if you don't have a washer, go to your local laundry mat and ask them if you could use some of their fuzz. Be sure to explain why so they don't get the wrong impression of you!). For trees, just go outside, cut off a little twig with lots of smaller twigs growing off of it near the top. When you have that, take some nice, thick, green moss, bunch it up into a ball, and stick it to the tree. For those of you who prefer more realism, then go to your local hobby shop and buy the stuff made by Woodland Scenics.

Another familiar thing about summer is the beach! To model the beach, first get a decent sized chunk of your layout available for the project. You then build a watertight box 3 inches tall so it meets the rest of the layout. (Fig. 1) On one side of that area, fill it with sand right up to the top. On the other side, fill it with water dyed blue (or brown or green or whatever color you want!). After you're finished, you have a beach! You may also want to add a nearby parking lot made of plaster and painted black. However, you may want to add details to your beach. A common site is volleyball net. To do this, take 2 toothpicks (painted gray or silver) and put them in the sand about 2 inches from each other (Fig. 2). Press them down in so they're about 1 inch high. Afterwards, get a piece of screening like the stuff on a screen door and cut it so it's 2 inches wide and  $\frac{1}{4}$  of an inch tall. Then take that piece and attach each end to one of the toothpicks using model cement/glue. You now have volleyball net!

Other things seen in the summer time are plants, some of which are grown in green houses. In order to model a green house, simply take the package of a glue stick and cut the front clear plastic part off so it looks like half of a cylinder. Take that piece and very carefully (do NOT puncture it) with an X-acto knife, scrape little lines into the top of it going all the way around. Then take the knife and cut a little door into the one side of it (the one with a flat side, not a round side). Stick that somewhere on your layout and you now have a greenhouse!

That about wraps it up for this issue of L.O.A.S.S.B. "The Four Seasons" Part 2-Summer. Thank you for joining me. And, for any questions or for more cheap and easy ways to make items of any season, e-mail me at [EMDSD40-2@Juno.Com](mailto:EMDSD40-2@Juno.Com) or call me at 1-(585) 964-3378. Thanks for joining me in this edition and Happy Railroading!



# ***It's the Mainstreeter!***

**By Lewis Ableidinger and Andy Inserra**

Summer is approaching again, and you know what that means! It's time for all of those TAMR conventions that were planned over the long winter to finally take place! As with past years, the TAMR is sure to have a bumper crop of summer conventions, and the Great Plains Division/Central Region is no exception!

This year the Great Plains Division will be host to the Central Region convention, which will take place in North Dakota and Minnesota during June 14 through 19. The first three days will be spent in the great northerly unknown of North Dakota, and the remainder will be spent in Minnesota.

Don't be fooled by the fact that it is a Central Region convention, because all of the TAMR is invited to attend! There is certainly a lot to see, even if you previously didn't think so! We will be railfanning the railroads of BNSF, CP/Soo, Dakota Missouri Valley & Western, CN, Minnesota Commercial, and the UP, but don't be surprised if more railroads are seen! There are a variety of layouts around this area including Bob Rivard's famed Soo Line layout. The final day of the convention will include chasing UP steamer 3985 in Minnesota.

North Dakota and Minnesota are a lot nicer to be in during June than January, so don't be worried about coldness! Even though ND doesn't have a lot of trees, it's still pretty green, and is not a flat as a table top! So come one, come all to the Mountaineer, the 2002 Central Region convention!

If this were the Northeast region I'd say don't forget to bring your accordion, but this is the Central Region, so I'll say bring your own banjo!

*Lewis Ableidinger, 1st half (ND) Convention Director*

earl02@hotmail.com

*Andy Inserra, 2nd half (MN) convention director*

inse0005@tc.umn.edu

## **General Information**

Convention site, Part 1 (North Dakota): Currently is at my house, but the Chieftain Motel in Carrington will be used if the number attendees grows too large.

Convention site, Part 2 (Minnesota): Andy will have to supply the info for this one.

Maps: A map to my house and of nearby motel locations will be provided with registration. A ND highway map should also be included (sorry, no Minnesota map, ND maps are free, MN charges for their maps!)

Non-Railroad Activities: Notify me if you wish to have information about non-railroad activities. ND and MN are great places to fish, and there are several areas of interest to see. The Twin Cities of Minneapolis and St. Paul have a lot of various things to see.

**Schedule:** The schedule is printed here and one will be supplied with registration. The schedule is subject to change, especially if there are more people attending the convention.

**Clinics and slide shows:** If you wish to give a clinic or slide show, let me know and it will be worked into the schedule.

**Layout tours:** There will be several layout tours in MN and ND including the HO clubs in Bismarck and Wilton, ND, and a tour is currently being set up with Bob Rivard's famed HO scale Soo Line layout.

**"Excursions:"** You probably wonder why excursions is in quotation marks. ND doesn't have a particular excursion, rather a ride in a caboose around the McHenry Loop, which is a reverse loop built at the end of a branch line (more on this later). The other "excursion" is a trip down part of a former Northern Pacific branch line in an old trolley, mor on this later too.

**Transportation:** Trains, planes, and automobiles, that's the three ways of getting here. Amtrak provides service to several stations in the state, but I will only be planning on providing transport from Fargo, ND, and possibly Devils Lake, ND (for those of you coming from the west). Unfortunately, new Amtrak policies don't allow you to check baggage at either of these stations anymore. This shouldn't be a problem, though, unless you pack a lot! There is also Amtrak service to the Twin Cities, but unless you can find another way to get to ND from there, that station will be used only for those of you traveling back (or you can return from Fargo if you wish). Hector International Airport is located in Fargo, and there is also an international airport in the Twin Cities (Andy, you will have to get the name of that). As for driving, all the roads are great! Interstate I-94 misses my house by only 30 miles and passes right through the Twin Cities. Unlike Ohio, we are less likely to see the nice orange roadside flowers (or Schneider turds, if you prefer) on every highway, nor should we have to drive on the interstate shoulder as a detour lane!

**Reminders:** ND and MN are usually not that cold in the summer! Be sure to bring shorts (as well as at least one pair of long pants), because temps will range from 70 to 90 degrees. The humidity has also been quite high these past nine years, so be prepared. You may also wish to bring along a good rope and anchor, because it does get pretty windy sometimes! June weather is also temperamental in ND and MN. It could be clear one day (or one minute) and a raging thunderstorm the next. Don't forget to bring a lot of film, and remember that film is pretty useless without a camera!

**Contacts:**

Lewis Ableidinger  
Andy Inserra - inse005@tc.umn.edu

## Where to Stay

There are a lot of places to stay, my house, a hotel, in a tent out in the backyard, it's up to you! I do have a limited amount of space at my house, but it's first come-first serve (and you can sleep in a tent in the backyard if you want to). If you wish to stay in a motel, it is recommended that you stay in either Jamestown or Carrington (please let me know first, as schedule changes may affect the best location to stay). We will have to spend one night in a motel at Bismarck. That will be determined later so we don't get split up across the city.

Andy will have to fill in the remainder for the second half of the convention.

**Jamestown, ND (All have 701 area code)**

Dakota Inn, 252-3611

Gladstone/Select Inn, 252-0700 (1-800-641-1000)

Budget Lodge, 252-2363

Comfort Inn, 252-7125

Days Inn of Jamestown, 251-9085

Holiday Inn Express, 251-2131

Interstate Motel, 252-4715

Ranch House Motel, 252-0222

**Carrington, ND (All have 701 area code)**

Chieftain Motel, 652-3131

Super 8 Motel, 652-3982

If parents/drivers wish for hotel information for other towns, contact Lewis Ableidinger.

**MOTEL 6 (the unofficial hotel for the MN portion)**

Brooklyn Center, MN

Phone: (763) 560-9789

Want more choices? There are hundreds all over the Twin Cities – contact Andy for more or consult your AAA book.

## Schedule

**Friday, June 14**

8 AM: Leave for Bismarck, ND, and railfan the BNSF along the way.

2 PM: Hobby shop: Dave's Hobbies.

3:00: A visit to the state railroad museum.

7:00: Layout tour: Club located at Buckstop Jct. Site.

Spend the night in Bismarck.

**Saturday, June 15**

8 AM - 1 PM: Railfan the Bismarck area.

2 PM: Ride the Ft. Lincoln State trolley

4:00: Layout tour, Wilton, ND, Club.

8:00: An operating session on Lewis Ableidinger's Dakota Railways.

**Sunday, June 16**

Morning: Open to railfanning or postponed activities.

1:30 - 3:00: Ride the McHenry Loop RR.

Afternoon: Railfan the Valley City, ND area.

*Monday, June 17* - Gang arrives from ND. Railfan University, Northtown, and surrounding areas. Wing it depending on arrival times from ND. Hit up Krispy Kreme in Maple Grove [count on this a lot!].

*Tues* - Railfan the Midway area, Amtrak, MNNR [early morning, trackside by 730]

Bandana Square area, railfan Soo, BNSF, CNW, see their monstrous O scale layout

Jackson St. roundhouse tour

Scale Model Supplies to stock up on all those essentials

Black Bear Crossing for a break, coffee shop with a deck for railfans to watch the BNSF/Soo main, rail theme inside  
Hoffman, Pig's Eye, and South St Paul for more railfanning  
Bob Rivard's terrific Soo layout

*Wed* - Layout tours, Andy Inserra and Josh Miller

Open to revisit more railfan spots or local hobby shops like N Shop, SMS again, etc. or even Ax-Man, everything you could want - dirt cheap stuff that is great for the layout [toggle switches, lights, toxic waste trash bags, street sweeper brushes, etc]

Catch MILW 261 as it comes in from Duluth around 3-4 pm

*Thurs* - chase UP 4-6-6-4 3985 up the Spine Line to St Paul!

Railfan some more or hit the road for home...

## Additional Information

### **McHenry Loop RR**

This operation was developed in 1982 after Burlington Northern announced it was planning to abandon a section of a former Northern Pacific branch from Binford to McHenry, ND. Avis Lowe and other locals wished to preserve the track at McHenry because of its unusual design, a reverse loop to turn entire trains rather than a wye or turntable. The city acquired the track and later purchased an ex-NP caboose and a Whitcomb switch engine. Also on the property is an ex-NP snowplow that was damaged while plowing the McHenry line. The original NP depot was removed in years past, so the Glenfield depot was brought in. This is strange because the Glenfield depot is former Great Northern, thus causing one of NP's biggest competitors to have a station to serve an operation on one of their lines. The ride lasts about 20 minutes and cost only a dollar.

### **Ft. Lincoln Trolley**

The Fort Lincoln trolley is an old trolley, once used in Bismarck, ND, that now runs on a section of a former Northern Pacific branch line from the south side of Bismarck to Fort Lincoln, which is located several miles south of Bismarck. The line parallels the Missouri River and travels through a very scenic area. Fort Lincoln was the last permanent home of Custer before he set out on his doomed expedition which ended in a massacre at Little Big Horn, Montana.

### **ND State Railroad Museum**

This museum has several interesting items including an ex-Soo caboose, ex-BN, CB&Q caboose, and several old freight cars. Also on hand is a presumably home built "critter" that BN used around its Mandan, ND, facilities. A structure you wouldn't normally find at a museum set away from the tracks is a railroad bridge. It was moved in off of a nearby NP branch line. There is also a model railroad on display.

### **Bismarck and Beyond**

Bismarck, ND, could almost be considered the start of the west. It's where the Missouri River separates the flatter portion of ND from the hilly region to the west leading up to the Rockies. This makes for the area west and north of Bismarck to be extremely scenic, something you wouldn't think of in ND!



## **Valley City, ND**

This is another scenic area of the state. A huge valley created by the Sheyenne River made it a difficult area for the railroads to cross, so the Northern Pacific built a massive, 3600 foot long bridge to span the valley. The huge steel structure is almost always visible when looking north from most spots in Valley City. If that wasn't enough, the Soo Line built down into the valley and crossed under the bridge, and making a difficult climb out of the valley. At one time there was even an interurban railway in the city! This is truly a great spot to visit!

## **Bob Rivard's Soo Line Layout**

This HO scale layout has graced the pages of *Model Railroader's Great Model Railroads* and Bob has had over 400 articles published in numerous periodicals over the past decades! The layout very accurately depicts the Soo Line around the Twin Cities and is complemented by a fleet of locomotives and cars that were all built based on photos of the real thing, this is one layout you don't want to miss!

## **The Wilton Model Railroad Club**

This club is housed in the former Soo Line depot at Wilton, ND. The layout depicts several towns in ND in HO scale. The layout is pretty neat to see, and on TAMR's last visit to the layout we were allowed to run trains on it as well.

## **The Buckstop Jct. Layout**

This HO layout is currently uncontested for being the largest layout in ND! No one is sure how long the mainline is, but it takes a train 10 minutes to traverse it at average speed, nonstop! The layout is still under heavy construction as it was begun only a few years ago, but it is still amazing to see!

## **MN Transportation Museum, Jackson Street Roundhouse:**

Former GN roundhouse with dozens of pieces of rolling stock on display. They range from steam to diesel and much more. It is still a working roundhouse today, with operating turntable, etc. For pictures and more head to [www.mtmuseum.org](http://www.mtmuseum.org)

## **Bandana Square**

O scale layout in old NP shops, seen in MR and extremely impressive! It is on much of the upper floor and depicts railroading the lower part of Minnesota throughout the last five decades.

## **Dayton's Bluff, University, and other railfanning locations**

There is so much railfanning that it could easily fill pages. Railroads include Soo, BNSF, UP, TCW, CN, MNNR, Amtrak, and Progressive Rail. These locations can be seen in plenty of magazine photos and video productions. The action has been rated among the best in the country, comparable to Chicago and KC. So be sure to bring plenty of film and camera batteries along with you so you won't miss a thing!

If you plan on attending please make a copy of this and send in asap! Thanks much!

## REGISTRATION

I wish to attend the following parts of the convention:

\_\_\_\_\_ Part 1 (North Dakota)

\_\_\_\_\_ Part 2 (Minnesota)

I wish to arrive on the following date \_\_\_\_\_ at the following location \_\_\_\_\_ at this time \_\_\_\_\_.

I wish to leave on the following date \_\_\_\_\_ at the following location \_\_\_\_\_ at this time \_\_\_\_\_.

\_\_\_\_\_ Please send me non-rail information on this area \_\_\_\_\_


Other instructions or questions \_\_\_\_\_

Name: \_\_\_\_\_ Address \_\_\_\_\_ City \_\_\_\_\_  
State: \_\_\_\_\_ Zip \_\_\_\_\_ Phone \_\_\_\_\_ E-mail \_\_\_\_\_

Please mail to:  
Lewis Ableidinger

Direct MN questions to:  
Andy Inserra  
inse0005@tc.umn.edu

**This registration must be received by June first unless by special arrangement (or at least email Andy and Lewis and let them know it is on its way).**



**A BNSF TRAIN WITH A TRIO OF SD40-2 UNITS RUMBLES THROUGH DILWORTH, MN.  
A NICK OLEK PHOTO**